

An Honest Friend

There was once a businessman named Saeed, who traveled around the world. Saeed traded gold and perfume. Saeed liked his job and he learned a lot about people through his travels and work. He had many good friends. He wanted to teach his son, Mohammed, how important it was to find **honest** friends.



Saeed loved his son, Mohammed, more than anything else. Saeed wanted his son to do well in life. Mohammed was an honest and loving boy, who trusted everyone, and always wanted to please his father.

Mohammed had many friends but he spent most of his free time with a friend called Abdullah. The two boys were always together. Mohammed played a lot with Abdullah. However, Saeed wanted to find out if his son's friend was honest.

One day, Saeed decided to take a business trip. That night, Saeed and Mohammed sat together in the garden. Saeed said; "I'm thinking of taking a long trip and I would like you to come with me. It will be a great way for you to learn about the world. You will see **different** countries and different people. What do you think?" Mohammed agreed to go with his father. He was very excited.

Saeed told Mohammed he would put all his money, gold, and jewelry in a large box, while he was away. "There is something else I am worried about, son. Where can I leave my box of gold to keep it safe? Then Saeed said; "I know. Let's ask your friend, Abdullah, to look after it." Mohammed agreed with his father. Before going on the trip, Mohammed and his father gave the box to Abdullah. They told him not to open the box.

Mohammed and his father traveled to Egypt, Jordan, and Saudi Arabia. On the trip, Mohammed learned a lot. One month later, Saeed said to his son: "I think it is time to return home as you have to start school." So, Mohammed took his son back home.

When they arrived home, Saeed asked his son to go to Abdullah's house to bring him the box. When Mohammed returned with the box, he seemed **upset**. "Why are you unhappy, Mohammed?" asked his father.

"Abdullah said that there was only sand and rocks in the box, father."

Saeed looked at his son. "If your friend was honest, he would not have opened the box to look inside," he said seriously.

Mohammed now understood what a valuable lesson his father had taught him. It was important to find honest friends.

A1. What does Saeed sell?

- A. Money
- B. Sand
- C. Gold
- D. Rocks

A2. What did Saeed love the most?

- A. Gold
- B. Work
- C. Taking trips
- D. His son

A3. In the text, what is the closest meaning to **upset**?

- A. annoyed
- B. happy
- C. calm
- D. ill

A4. In the text, what is the closest meaning to **honest**?

- A. open
- B. trustworthy
- C. unfair
- D. false

A5. Why does Saeed take his son on a trip?

- A. because Mohammed wants a break from school
- B. so Mohammed can learn about the world
- C. because it is Saeed's birthday
- D. so Saeed can make new friends

A6. Why did Saeed give the box to Abdullah?

- A. to make Mohammed unhappy
- B. to see if Abdullah is an honest friend
- C. to teach Mohammed about business
- D. because gold is heavy

A7. Which word best describes Saeed's character?

- A. angry
- B. rich
- C. lazy
- D. clever

Penny and Koko

Koko is a **gorilla** who was born in a zoo. Penny is a scientist who **studies** animals. Penny wanted to find out if animals can communicate with humans.

Penny decided to teach Koko some words. Penny taught Koko how to communicate using sign language. Sign language is when you use your hands to make words.

Koko started to learn signs for words when she was one year old. She could use 200 words when she was 3 years old. Some of the words that Koko learnt to use when she was very young are food, drink, love, flower, visit, sorry, and good.

By the time she was 12 years old, Koko could use 1000 different signs.



Koko also made some signs of her own. She felt upset if Penny did not understand her signs. Here are some of the signs Koko made:

Signs	Meaning of Word
More + Cat	Lion
Finger + Bracelet	Ring
Milk + Fruit+ Candy + Surprise	Yogurt

Today, Koko lives in California, U.S.A. Koko is now 44 years old.



B1. What is Penny's job?

- A. doctor
- B. scientist
- C. teacher
- D. zoo keeper

B2. What did Penny teach Koko to do?

- A. to say sorry
- B. to drink
- C. to use signs
- D. to eat yoghurt

B3. "Koko is a **gorilla**..." The word **gorilla** is

- A. a verb
- B. a noun
- C. an adjective
- D. an adverb

B4. "...who **studies** animals..." What is the closest meaning to **studies**?

- A. exercises with
- B. compares
- C. ignores
- D. learns about

B5. What does the picture of Penny and Koko show?

- A. Penny teaching Koko
- B. that Koko is hungry
- C. that Penny is a doctor
- D. Koko eating yoghurt

B6. "**Koko also made some signs of her own.**" What does this tell the reader about Koko?

- A. she is hungry
- B. she is clever
- C. she is stupid
- D. she is playful





B7. Where are you most likely to find this text?

- A. in a letter
- B. in a newspaper
- C. in a dictionary
- D. in a picture book

How to Create a Cartoon Character

DO YOU WANT TO CREATE YOUR OWN CARTOON CHARACTER?

Follow these 4 easy steps to create your own cartoon character:

Step 1: Decide on Your Character's History	Decide on your character's past. Where is your character from? What makes them interesting? What does your character enjoy doing? Did anything special happen to your character in the past?	
Step 2: Decide on Your Character's Name	Think of a fun and interesting name for your character. Does your character's name have a meaning?	
Step 3: Draw Your Character	Does your character have special clothes they like to wear? Are their clothes bright and colorful or black and white? [Will you use pens, markers, watercolors, or crayons? There are many choices. Be creative. If you are not an artist, you can use the computer.]	
Step 4: Create a Friend for Your Character	Design a special friend to help your character make good choices. Every character needs a good friend to help them sometimes.	

Did you know?

- Today, computers are used to design most cartoon characters.

C1. What is the title of the text?

- A. Do you want to create your own cartoon character?
- B. Did you know?
- C. Follow these 4 easy steps
- D. How to Create a Cartoon Character

C2. How many easy steps are there?

- A. 1
- B. 2
- C. 3
- D. 4

C3. What is the first step when creating a cartoon character?

- A. creating a friend
- B. choosing a name
- C. deciding on their history
- D. drawing the character

C4. "...computers are used to **design**..." What is the meaning of **design**?

- A. to choose
- B. to draw
- C. to adapt
- D. to write

C5. What is the text type?

- A. a letter
- B. a biography
- C. a procedure
- D. a diary

Abu Dhabi Writing Contest

**GET OUT YOUR PENS AND
PENCILS**



Writers, aged 10-12, are invited to
write about:

'Animals of the UAE'

Send your entries to:
adwritingcontest@schools.ae

Final entry date:
June 20th 2016



- 1st Place - A Trip to Ferrari World
- 2nd Place - A Trip to Al Ain Zoo
- 3rd Place - 2 Cinema Tickets

D1. Who can enter the writing contest?

- A. writers of all ages
- B. writers aged 10-12
- C. writers who were invited
- D. writers with pens and pencils

D2. What is the name of the contest?

D3. "Get Out Your Pens..." Which word is a noun?

- A. Get
- B. Out
- C. Your
- D. Pens

D4. Why is the boy in the picture wearing a ribbon on his shirt?

- A. to show he wrote a story
- B. because he won a reading contest
- C. to make his shirt look colorful
- D. because he won a writing contest

D5. Where would you most likely find this text?

- A. in a school
- B. in a dictionary
- C. in a storybook
- D. in a mall